



Systemic Resistance Inducer

KEEP OUT OF REACH OF CHILDREN CAUTION



FIRST AID

If swallowed: Call a poison control center or doctor immediately for treatment advice. Have person sip a glass of water if able to swallow. Do not induce vomiting unless told to do so by a poison control center or doctor. Do not give anything by mouth to an unconscious person.

If in eyes: Hold eye open and rinse slowly and gently with water for 15-20 minutes. Remove contact lenses, if present, after the first 5 minutes, then continue rinsing eye. Call a poison control center or doctor for treatment advice.

HOT LINE NUMBER: Have the product container or label with you when calling a poison control center or doctor, or going for treatment. For medical emergencies, call the poison control center at 1-800-222-1222. For non-emergency information on this product, call National Pesticide Information Center (NPIC) at 1-800-858-7378 or at http://npic.orst.edu

See inside label for additional Precautionary Statements and Directions for Use

NET CONTENT: 16 LBS (7.26 kg)

STORAGE AND DISPOSAL

Do not contaminate water, food, or feed by storage or disposal.

Pesticide Storage: Store in original container in a cool, dry place. Prevent exposure to moisture. Keep container tightly closed and out of reach of children. Avoid contamination with other pesticides or fertilizers.

Pesticide Disposal: To avoid wastes, use all material in this container by application according to label directions. If wastes cannot be avoided, offer remaining product to a waste disposal facility or pesticide disposal program (often such programs are run by state or local governments or by industry).

Container Handling:

(For pails with liner) Nonrefillable container. Do not reuse or refill this container. Offer for recycling, if available, or dispose of in a sanitary landfill or by incineration. If pail is contaminated, triple rinse promptly after emptying. Triple rinse as follows: Empty the remaining contents into application equipment or mix tank. Fill the container 1/4 full of water and recap. Shake for 10 seconds. Pour rinsate into application equipment or a mix tank or store for later use or disposal. Drain for 10 seconds after the flow begins to drip. Repeat this procedure two more times.

(For plastic bags) Nonrefillable container. Do not reuse or refill this container. Completely empty bag into application equipment by shaking and tapping sides and bottom to loosen clinging particles. Then offer for recycling, if available, or dispose of empty bag in a sanitary landfill or by incineration. Do not burn unless allowed by state and local ordinances. If burned, stay out of smoke.



Romeo



Systemic Resistance Inducer

ACTIVE INGREDIENT:

Cerevisane (cell walls of Saccharomyces cerevisiae strain LAS117)..... 94.1%

OTHER INGREDIENTS: 5.9%

TOTAL..... 100.0%

FORMULATION: Wettable Powder (WP)

EPA Reg. No. 91810-2

EPA Est. No. 86431-OH-1

KEEP OUT OF REACH OF CHILDREN CAUTION



Manufactured for: Lesaffre Yeast Corporation 7475 W. Main Street, Milwaukee, WI 53214

NET CONTENTS: 8 x 2 LBS (0.91 kg each)



Romeo



Systemic Resistance Inducer

ACTIVE INGREDIENT:

Cerevisane (cell walls of *Saccharomyces cerevisiae* strain LAS117) 94.1%

OTHER INGREDIENTS: 5.9%

TOTAL 100.0%

FORMULATION: Wettable Powder

EPA Reg. No.: 91810-2

EPA Est. No. 86431-OH-1

**KEEP OUT OF REACH OF
CHILDREN
CAUTION**

FIRST AID

If swallowed:

- Call a poison control center or doctor immediately for treatment advice.
- Have person sip a glass of water if able to swallow.
- Do not induce vomiting unless told to do so by a poison control center or doctor.
- Do not give anything by mouth to an unconscious person.

If in eyes:

- Hold eye open and rinse slowly and gently with water for 15-20 minutes.
- Remove contact lenses, if present, after the first 5 minutes, then continue rinsing eye.
- Call a poison control center or doctor for treatment advice.

HOT LINE NUMBER: Have the product container or label with you when calling a poison control center or doctor, or going for treatment. For medical emergencies, call the poison control center at 1-800-222-1222. For non-emergency information on this product, call the National Pesticide Information Center (NPIC) at 1-800-858-7378 or at <http://npic.orst.edu>.

HAZARDS TO HUMANS AND DOMESTIC ANIMALS

CAUTION: Harmful if swallowed. Causes moderate eye irritation. Avoid contact with eyes or clothing. Wash thoroughly with soap and water after handling and before eating, drinking, chewing gum, using tobacco or using the toilet.

STORAGE AND DISPOSAL

Do not contaminate water, food, or feed by storage or disposal. **PESTICIDE STORAGE:** Store in original container in a cool, dry place. Prevent exposure to moisture. Keep container tightly closed and out of reach of children. Avoid contamination with other pesticides or fertilizers. **PESTICIDE DISPOSAL:** To avoid wastes, use all material in this container by application according to label directions. If wastes cannot be avoided, offer remaining product to a waste disposal facility or pesticide disposal program (often such programs are run by state or local governments or by industry).

For more Storage and Disposal information, see booklet.


SEE INSIDE BOOKLET FOR DIRECTIONS FOR USE.

Manufactured for: Lesaffre Yeast Corporation
7475 W. Main Street, Milwaukee, WI 53214


NET CONTENT : 2 LBS (0.91 kg)

793013--2578_0222_bb

FRONT COVER OF BOOKLET



Romeo



Systemic Resistance Inducer

ACTIVE INGREDIENT:
Cerevisane (cell walls of *Saccharomyces cerevisiae*
strain LAS117).....94.1%


OTHER INGREDIENTS:.....5.9%

TOTAL:.....100.0%

FORMULATION: Wettable Powder (WP)

EPA Reg. No. 91810-2 EPA Est. No. 86431-OH-1

KEEP OUT OF REACH OF CHILDREN
CAUTION



Agrauxine by Lesaffre

Manufactured for:
Lesaffre Yeast Corporation
7475 W. Main Street
Milwaukee, WI 53214

See inside booklet for First Aid, Precautionary Statements, and
Directions for Use including Storage and Disposal instructions

NET CONTENT:
2 LBS (0.91 kg)

← 2.5" →

↑ 5.937" ↓

NOTE: The total number of pages must be divisible by four (4).

Description: E-Romeo 16pg.		NOTES	LEGEND
Supplied for:	File No.: T02174	Measurements are in inches.	<div style="display: flex; flex-direction: column; gap: 5px;"> <div style="display: flex; align-items: center;"> Copy Image Area</div> <div style="display: flex; align-items: center;"> Base Cut/Fold Lines</div> <div style="display: flex; align-items: center;"> Book Cut/Fold Lines</div> </div>
Finished Size: 5.937" (H) x 3.25" (W)	Supersedes:		
Date: 11 / 11 / 22	Supplied By:		
Application: Illustrator	Prepared By: JW		

KEEP OUT OF REACH OF CHILDREN CAUTION

FIRST AID

If swallowed:

- Call a poison control center or doctor immediately for treatment advice.
- Have person sip a glass of water if able to swallow.
- Do not induce vomiting unless told to do so by a poison control center or doctor.
- Do not give anything by mouth to an unconscious person.

If in eyes:

- Hold eye open and rinse slowly and gently with water for 15-20 minutes.
- Remove contact lenses, if present, after the first 5 minutes, then continue rinsing eye.
- Call a poison control center or doctor for treatment advice.

HOT LINE NUMBER: Have the product container or label with you when calling a poison control center or doctor, or going for treatment. For medical emergencies, call the poison control center at 1-800-222-1222. For non-emergency information on this product, call National Pesticide Information Center (NPIC) at 1-800-858-7378 or at <http://npic.orst.edu>.

PRECAUTIONARY STATEMENTS

HAZARDS TO HUMANS AND DOMESTIC ANIMALS

CAUTION: Harmful if swallowed. Causes moderate eye irritation. Avoid contact with eyes or clothing. Wash thoroughly with soap and water after handling and before eating, drinking, chewing gum, using tobacco or using the toilet.

PERSONAL PROTECTIVE EQUIPMENT (PPE):

Applicators and other handlers must wear:

- long-sleeved shirt and long pants
- protective eyewear
- waterproof gloves
- shoes plus socks

ENGINEERING CONTROLS: When handlers use closed systems, enclosed cabs, or aircraft in a manner that meets the requirements listed in the Worker Protection Standard (WPS) for agricultural pesticides [40CFR 170.607(d), (e) and (f)], the handler PPE requirements may be reduced or modified as specified in the WPS.

IMPORTANT: When reduced PPE is worn because a closed system is being used, users must be provided all PPE specified above and have such PPE immediately available for use in an emergency, such as a spill or equipment break-down

Follow the manufacturer's instructions for cleaning/maintaining PPE. If no such instructions for washables are available, use detergent and hot water. Keep and wash PPE separately from other laundry.

USER SAFETY RECOMMENDATIONS

Users should:

- Remove clothing/PPE immediately if pesticide gets inside. Then wash thoroughly and put on clean clothing.
- Remove PPE immediately after handling this product. Wash the outside of gloves before removing. As soon as possible, wash thoroughly and change into clean clothing.

ENVIRONMENTAL HAZARDS:

For terrestrial uses - Do not apply directly to water, or to areas where surface water is present or to intertidal areas below the mean high-water mark. Do not contaminate water when disposing of equipment washwater or rinsate.

DIRECTIONS FOR USE

It is a violation of Federal law to use this product in a manner inconsistent with its labeling. For any requirements specific to your State or Tribe, consult the State or Tribal agency responsible for pesticide regulation. Do not apply this product in a way that will contact workers or other persons, either directly or through drift. Only protected handlers may be in the area during application.

AGRICULTURAL USE REQUIREMENTS

Use this product only in accordance with its labeling and with the Worker Protection Standard, 40 CFR Part 170. This Standard contains requirements for the protection of agricultural workers on farms, forests, nurseries, and greenhouses, and handlers of agricultural pesticides. It contains requirements for training, decontamination, notification, and emergency assistance. It also contains specific instructions and exceptions pertaining to the statements on this label about personal protective equipment (PPE) and restricted-entry interval. The requirements in this box only apply to uses of this product that are covered by the Worker Protection Standard.

Do not enter or allow worker entry into treated areas during the restricted-entry interval (REI) of 4 hours.

PPE required for early entry to treated areas that is permitted under the Worker Protection Standard and that involves contact with anything that has been treated, such as plants, soil or water is:

- Coveralls
- Protective eyewear
- Waterproof gloves
- Shoes plus socks

READ THE ENTIRE LABEL BEFORE USING

ROMEO is a Systemic Resistance Inducer (SRI) that acts preventively. Its active ingredient (CEREVISANE – cell walls of *Saccharomyces cerevisiae* strain LAS117) strongly induces plant defense mechanisms, and so prepares the plant to defend itself against fungal and bacterial attacks.

CHEMIGATION* TYPES OF IRRIGATION SYSTEMS*

This product can be applied through sprinkler including center pivot, lateral move, end tow, side (wheel) roll, traveler, big gun, solid set, or hand move. Do not apply this product through any type of irrigation system. Maintain agitation during mixing and application to ensure uniform product suspension. Use the application rate indicated in the Crop-Specific Use Directions of this label. Use sufficient water to achieve thorough coverage.

UNIFORM WATER DISTRIBUTION AND SYSTEM CALIBRATION *

The chemigation system must provide uniform distribution of treated water. Crop injury or lack of effectiveness can result from non-uniform distribution of treated water. If you have questions about calibration, you should contact State Extension Service specialists, equipment manufacturers or other experts. Do not connect an irrigation system (including greenhouse systems) used for pesticide application to a public water system unless the pesticide label-prescribed safety devices for public water systems are in place. A person knowledgeable of the chemigation system and responsible for its operation or under the supervision of the responsible person, shall shut down and make necessary adjustments should the need arise.

REQUIRED SYSTEM SAFETY DEVICES*

The system must contain a functional check valve, a vacuum relief valve and a low-pressure drain appropriately located on the irrigation pipeline to prevent water source contamination from backflow. The pesticide injection pipeline must contain a functional, automatic, quick-closing check valve to prevent the flow of fluid back toward the injection pump. The pesticide injection pipeline must also contain a functional, normally closed, solenoid-operated valve located on the intake side of the injection pump connected to the system interlock to prevent fluid from being withdrawn from the supply tank when the irrigation system is either automatically or manually shut down. The system must contain functional interlocking controls to automatically shut off the pesticide injection pump when the water pump motor stops. The irrigation line or water pump must include a functional pressure switch which will stop the water pump motor when the water pressure decreases to the point where pesticide distribution is adversely affected. Systems must use a metering pump, such as a positive displacement injection pump (e.g., diaphragm pump) effectively designed and constructed of materials that are compatible with pesticides and capable of being fitted with a system interlock. Do not apply when wind speed favors drift beyond the area intended for treatment.

*Not Registered for Use By California

USING WATER FROM PUBLIC WATER SYSTEMS:*

Do not connect an irrigation system (including greenhouse systems) used for pesticide application to a public water system unless the pesticide label-prescribed safety devices for public water systems are in place.

Public water system means a system for the provision to the public of piped water for human consumption if such system has at least 15 service connections or regularly serves an average of at least 25 individuals daily at least 60 days out of the year. Chemigation systems connected to public water systems must contain a functional, reduced-pressure zone, back flow preventer (RPZ) or the functional equivalent in the water supply line upstream from the point of pesticide introduction. As an option to the RPZ, the water from the public water system should be discharged into a reservoir tank prior to pesticide introduction. There shall be a complete physical break (air gap) between the flow outlet end of the fill pipe and the top or overflow rim of the reservoir tank of at least twice the inside diameter of the fill pipe. The pesticide injection pipeline must contain a functional, automatic, quick-closing check valve to prevent the flow of fluid back toward the injection. The pesticide injection pipeline must contain a functional, normally closed, solenoid-operated valve located on the intake side of the injection pump and connected to the system interlock to prevent fluid from being withdrawn from the supply tank when the irrigation system is either automatically or manually shut down. The system must contain functional interlocking controls to automatically shut off the pesticide injection pump when the water pump motor stops, or in cases where there is no water pump, when the water pressure decreases to the point where pesticide distribution is adversely affected. Systems must use a metering pump, such as a positive displacement injection pump (e.g., diaphragm pump) effectively designed and constructed of materials that are compatible with pesticides and capable of being fitted with a system interlock. Do not apply when wind speed favors drift beyond the area intended for treatment.

INJECTION FOR CHEMIGATION*

Inject the specified dosage of ROMEO into the irrigation main water stream: (1) through a constant flow meter devices; (2) into the center of the main line flow via a pivot tube or equivalent; (3) at a point ahead of at least one right-angle turn in the mainstream flow such that thorough mixing with the irrigation water is ensured.

*Not Registered for Use By California

CENTER PIVOT, LATERAL MOVE, END TOW, BIG GUN AND TRAVELER IRRIGATION EQUIPMENT (USE ONLY WITH ELECTRIC OR OIL HYDRAULIC DRIVE SYSTEMS THAT PROVIDE A UNIFORM WATER DISTRIBUTION*

- Determine the size of area to be treated.
- Ensure that your system is properly calibrated.
- Determine the amount of ROMEO required to treat area.
- Add required amount of ROMEO and sufficient water to meet the injection time requirements of the solution tank.
- Maintain constant solution tank agitation during the injection period.
- Stop injection equipment after treatment is completed. Continue to operate the system until ROMEO solution has cleared the sprinkler head.

SOLID SET, SIDE (WHEEL) ROLL AND HAND MOVE IRRIGATION EQUIPMENT*

- Determine acreage covered by sprinkler.
- Fill injector solution tank with water.
- Determine the amount of ROMEO required to treat area.
- Add the required amount of ROMEO into the same quantity of water used to calibrate the injection equipment.
- Maintain constant solution tank agitation during the injection period.
- Operate system at normal pressures specified by the manufacturer of the injection equipment and used for the time interval established during calibration.
- Injection ROMEO at the end of the irrigation cycle or as a separate application to maximize foliar fungicide retention.
- Stop injection equipment after treatment is completed. Continue to operate the system until Romeo solution has cleared the last sprinkler head.

FLUSHING AND CLEANING THE CHEMICAL INJECTION SYSTEM*

At the end of the application period, allow time for all lines to flush the pesticide through all nozzles or emitters before turning off irrigation water. To ensure the lines are flushed and free of pesticides, a dye indicator may be injected into the lines to mark the end of the application period.

In order to apply pesticides accurately, the chemical injection system must be kept clean and free of chemical or fertilizer residues and sediments. Refer to your owner's manual or ask your equipment supplier for the cleaning procedure for your injection system.

*Not Registered for Use By California

AERIAL DRIFT REDUCTION INFORMATION

GENERAL

Avoiding spray drift at the application site is the responsibility of the applicator. The interaction of many equipment- and weather-related factors determine the potential for spray drift. The applicator and grower are responsible for considering all these factors when making decisions.

Where states have more stringent regulations, they should be observed. This section is advisory and does not supersede any mandatory label requirements.

INFORMATION ON DROPLET SIZE

The most effective way to reduce drift potential is to apply large droplets. The best drift management strategy is to apply the largest droplets that will provide sufficient coverage and control. Applying larger droplets reduces drift potential, but will not prevent drift if applications are made improperly, or under unfavorable environmental conditions (see Wind, Temperature and humidity, and temperature Inversions).

CONTROLLING DROPLET SIZE

Use high flow rate nozzles to apply the highest practical spray volume. Nozzles with higher rated flows produce larger droplets. Do not exceed the nozzle manufacturer's recommended pressures. For many nozzle types, lower pressure produces larger droplets. When high flow rates are needed, use higher flow rate nozzles instead of increasing pressure. Use the minimum number of nozzles that provide uniform coverage. Orienting nozzles so that the spray is released parallel to the airstream produces larger droplets than other orientations and is the recommended practice. Significant deflection from horizontal will reduce droplet size and increase drift potential. Use a nozzle type that is designed for the intended application. With most nozzle types, narrower spray angles produce larger droplets. Consider using low-drift nozzles. Solid stream nozzles oriented straight back produce the largest droplets and lowest drift.

BOOM WIDTH

For aerial applications, the boom width must not exceed 75% of the wingspan or 90% of the rotary blade. Use upwind swath displacement and apply only when wind speed is 3-10 mph as measured by an anemometer. Use medium or coarser spray according to ASAE 572 definition for standard nozzles or VMD for spinning atomizer nozzles. If application includes a no-spray zone, do not release spray at a height greater than 10 feet above the ground or crop canopy.

APPLICATION HEIGHT

Do not make application at a height greater than 10 feet above the top of the largest plants unless a greater height is required for aircraft safety. Making applications at the lowest height that is safe reduces exposure to droplets to evaporation and wind.

*Not Registered for Use By California

SWATH ADJUSTMENT

When applications are made with a crosswind, the swath will be displaced downward. Therefore, on the up and downwind edges of the field, the applicator must compensate for the displacement by adjusting the path of the aircraft upwind. Swath adjustment distance should increase, with increasing drift potential (higher wind, smaller drops, etc.).

WIND

Drift potential is lowest between wind speeds of 2-10 mph. However, many factors, including droplet size and equipment type determine drift potential at any given speed. Application should be avoided below 2 mph due to variable wind direction and high inversion potential. Local terrain can influence wind patterns. Every applicator should be familiar with local windy patterns and how they affect spray drift.

TEMPERATURE AND HUMIDITY

When making applications in low relative humidity, set up equipment to produce larger droplets to compensate for evaporation. Droplet evaporation is most severe when conditions are both hot and dry.

TEMPERATURE INVERSIONS

Do not apply during a temperature inversion because drift potential is high. Temperature inversions restrict vertical air mixing, which causes small, suspended droplets to remain in a concentrated cloud. This cloud can move in unpredictable directions due to the light variable winds common during inversions. Temperature inversions are characterized by increasing temperatures with altitude and are common on nights with limited cloud cover and light to no wind. They begin to form as the sun sets and often continue into the morning. Their presence can be indicated by ground fog; however, if fog is not present, inversions can also be identified by the movement of smoke from a ground source or an aircraft smoke generator.

Smoke that layers and moves laterally in a concentrated cloud (under low wind conditions) indicates an inversion, while smoke that moves upward and rapidly dissipates indicates good vertical air mixing.

SENSITIVE AREAS

The pesticide should only be applied when the potential for drift to adjacent sensitive areas (e.g. residential areas, bodies of water, known habitat for threatened or endangered species, nontarget crops) is minimal (e.g., when wind is blowing away from the sensitive areas). Do not allow spray to drift from the application site and contact people, structures people occupy at any time and the associated property, parks and recreation areas, non-target crops, aquatic and wetland areas, woodlands, pastures, rangelands, or animals.

APPLICATION INSTRUCTIONS

ROMEEO can be applied as a foliar spray to field or greenhouse crops. Romeo can be applied through various types of chemigation application as described in the Chemigation section of this label.

Apply using conventional spray equipment, to the point of saturation, using a sufficient volume of mixture to ensure complete coverage of vegetation without run-off. The amount of spray solutions necessary will depend on the type of crop. Full canopy coverage is required. Some crops and/or canopy coverage might require up to 400 gallons of spray per acre. If possible, apply the product on both faces of the leaves and preferably early in the morning. Romeo is rainfast within 2 hours after treatment.

USE RECOMMENDATIONS

Apply ROMEEO as a preventative treatment.

Spray interval: 7-14 days depending on the disease pressure and environmental conditions.

In case of high pressure/risk, ROMEEO should be used in program with other fungicides (alternation or tank-mix).

Romeo has been evaluated for phytotoxicity on a variety of crops under various normal growing conditions. However, testing all crop varieties, in all mixtures and combinations, is not feasible. Prior to treating entire crop, test a small portion of the crop for sensitivity.

MIXING DIRECTIONS - IMPORTANT – Do not add Romeo to the spray tank before introducing the correct amount of water.

Add water to the spray tank. Start the mechanical or hydraulic agitation to provide moderate circulation before adding Romeo. Maintain circulation while loading and spraying. Do not mix more Romeo than can be used in 24 hours.

Always ensure the sprayer is clean according to standard cleaning procedures, in good working order and calibrated accurately to the sprayer manufacturer recommendations.

TANK MIXING

Do not combine Romeo in the spray tank with other pesticides, surfactants, adjuvants, or fertilizers if there has been no previous experience or use of the combination to show it is physically compatible, effective, and non-injurious under your use conditions.

Follow the most restrictive of the labeling limitations and precautions of all products used in mixtures.

To ensure compatibility of tank-mix combinations, they must be evaluated prior to use. To determine the physical compatibility of this product with other products, use a jar test. Using a quart jar, add the proportionate amounts of the products to one quart of water with agitation. Add dry formulations first, then flowables, and then emulsifiable concentrates last. After thoroughly mixing, let this mixture stand for 5 minutes. If the combination remains mixed or can be readily remixed, it is physically compatible. Once compatibility has been proven, use the same procedure for adding required ingredients to the spray tank.

Test the mix on a small portion of the crop to be treated to ensure that a phytotoxic response will not occur as a result of the application.

TARGET PLANT DISEASES

Alternaria spp*; Anthracnose (Colletotrichum spp.)*; Asian soybean rust*; Black sigatoka*; Blast*; Botrytis*; Brown spot*; Cercospora*; Coffee berry (Colletotrichum spp.)*; Dollar spot*; Downy mildew*; Early blight*; Fire blight*; Frogeye leaf spot*; Fusarium*; Gray leafspot*; Greasy spot*; Helminthosporium leaf spot*; Late blight*; Melanose*; Brown Rot/Blossom Blight (Monilinia spp.)*; Phytophthora*; Powdery mildew; Post-bloom Fruit Drop (PFD)*; Rhizoctonia*; Rust*; Ramularia*; Scab*; Scald*; Smut*; Sour rot*; Stem rot*; Target spot*; White mold*.

*Not Registered for Use By California

APPLICATION RATES

Thoroughly cover plant foliage with spray solution. Pre-harvest Interval (PHI) = 0 days.

CROPS	TARGET DISEASES	APP. RATE
<p>Berries and Small Fruits: Blackberry; Blueberry; Bush- berry; Caneberry; Cranberry; Currant; Elderberry; Goose- berry; Huckleberry; Loganberry; Rasp- berry; Strawberry</p>	<p>Alternaria (Alternaria spp.)* Anthracnose (Colletotrichum spp.)* Botrytis (Botrytis spp.) Downy mildew (Peronospora spp.)* Mummy berry (Monilinia spp.)* Powdery mildew Rust (Pucciniastrum spp.)*</p>	<p>0.45 - 0.68 lbs/ acre</p>
<p>Brassica Head and Stem Vegetable Group*: Broccoli; Brussels sprouts; Cabbage; Cabbage, Chinese, napa; Cauliflower; Cultivars, varieties, and/or hybrids of these.</p>	<p>Alternaria (Alternaria spp.)* Anthracnose (Colletotrichum spp.)* Bottom rot (Rhizoctonia spp.)* Cercospora (Cercospora spp.)* Downy mildew (Peronospora spp.)* Fusarium (Fusarium spp.)* Powdery mildew* White mold (Sclerotinia spp.)*</p>	<p>0.23 - 0.68 lbs/ acre</p>

*Not Registered for Use By California

CROPS	TARGET DISEASES	APP. RATE
<p><i>Bulb Vegetables*</i> Chive, fresh leaves; Chive, Chinese, fresh leaves; Daylily, bulb; Elegans hosta; Fritillaria, bulb; Fritillaria, leaves; Garlic, bulb; Garlic, great headed, bulb; Garlic, Serpent, bulb; Kurrat; Lady's leek; Leek Allium porrum; Leek, wild; Lily, bulb; Onion, Beltsville bunching; Onion, bulb; Onion, Chinese, bulb; Onion, fresh; Onion, green; Onion, macrostem; Onion, pearl; Onion, potato, bulb; Onion, tree, tops; Onion, Welsh; Shallot, bulb; Shallot, fresh leaves; cultivars, varieties, and/or hybrids of these.</p>	<p>Anthracnose (Colletotrichum spp.)* Botrytis (Botrytis spp.)* Cercospora (Cercospora spp.)* Downy mildew (Peronospora spp.)* Fusarium (Fusarium spp.)* Powdery Mildew* Purple blotch (Alternaria spp.)* Rhizoctonia (Rhizoctonia spp.)* Sclerotinia rot (Sclerotinia spp.)*</p>	<p>0.23-0.91 lbs/acre</p>

*Not Registered for Use By California

CROPS	TARGET DISEASES	APP. RATE
<p>Cereal Grains- Commodities*: Barley; buckwheat; corn; millet, pearl; millet, proso; oats; popcorn; rice; rye; sorghum (milo); teosinte; triticale; wheat; wild rice</p>	<p>Powdery Mildew (Blumeria spp); Erysiphie graminis)* Fusarium ear blight* (Fusarium spp.)* Rust (Puccinia spp.)* Brown spot (Septoria spp.)* Brown leaf spot (Drechslera spp.)* Scald (Rhynchosporium spp.)* Ramularia leaf spot (Ramularia spp.)* Corn smut (Ustilago spp.)* (Mycosphaerella spp.)* (Magnaporthe spp.)* Smut (Tilletia barclayana)* Anthracnose (Glomerella spp.)* Blast (Pyricularia oryzae)* Sheath Spot and Blight* (Rhizoctonia oryzae)* (Thanatephorus kernel)* (Anamorph: Rhizoctonia solani)* Stem Rot (Sclerotium oryzae)* Brown Rot, Leaf Spots and Smuts* (Cercospora spp.)* (Entyloma spp.)* (Cochliobolus spp.)* (Ceratobasidium spp.)*</p>	<p>0.23-0.91 lbs/acre</p>

*Not Registered for Use By California

CROPS	TARGET DISEASES	APP. RATE
<p>Citrus fruits: Calamondin; citrus citron; citrus hybrids (includes chironja, tangelo, tangor); grapefruit; kumquat; lemon; lime; mandarin (tangerine); orange, sour; orange, sweet; pummelo; Satsuma mandarin; Cultivars, varieties, and/or hybrids of these.</p>	<p>Phytophthora (Phytophthora spp.) Botrytis (Botrytis cinerea)* Monilinia (Monilinia spp.)* Greasy spot (Mycosphaerella citri)* Scab (Elisnoe fawcettii)* Alternaria brown spot & leaf spot (Alternaria spp.)* Melanose (Diaporthe citri)* Post-bloom Fruit Drop (PFD) (Colletotrichum acutatum) Canker (Xanthomonas axonopodis)*</p>	<p>0.23-0.91 lbs/acre</p>
<p>Coffee*:</p>	<p>Anthraxnose/Coffee berry (Colletotrichum spp.)* Rust (Hemileia spp.)*</p>	<p>0.23 – 0.91 lbs/acre</p>
<p>Cucurbit Vegetables Group and Subgroup: Cucumbers; Melons; Gourds; Pumpkins; Squash; Zucchini ; Cultivars, varieties, and/or hybrids of these*</p>	<p>Alternaria (Alternaria spp.)* Anthraxnose (Colletotrichum spp.)* Botrytis (Botrytis spp.) Cercospora (Cercospora spp.)* Downy mildew (Pseudoperonospora spp.)* Fusarium (Fusarium spp.)* Powdery Mildew</p>	<p>0.45 lbs/acre</p>

*Not Registered for Use By California

CROPS	TARGET DISEASES	APP. RATE
<p>Fruiting Vegetables Group and Subgroup: Eggplant; Okra; Sweet and hot Peppers; Tomatillos; Tomatoes; Cultivars, varieties, and/or hybrids of these.</p>	<p>Alternaria (Alternaria solani) Anthracnose (Colletotrichum spp.)* Botrytis (Botrytis spp.) Downy mildew* Late blight (Phytophthora spp.)* Powdery Mildew Rhizoctonia foliar blight (Rhizoctonia spp.)* Target spot (Corynespora spp.)*</p>	<p>0.45-0.68 lbs/acre</p>
<p>Grapevine and Table Grapes:</p>	<p>Botrytis (Botrytis spp.)* Downy mildew (Plasmopara spp.)* Powdery mildew Sour rot*</p>	<p>0.23 lbs/acre</p>
<p>Hemp*:</p>	<p>Powdery Mildew (Golovinomyces spp.)* Botrytis (Botrytis spp.)* Cercospora (Cercospora spp.)* White mold (Sclerotinia spp.)*</p>	<p>0.23-0.91 lbs/acre</p>
<p>Hop*:</p>	<p>Powdery Mildew (Podosphaera macularis)* Downy Mildew* (Pseudoperonospora humuli)* Botrytis (Botrytis cinerea)*</p>	<p>0.23-0.91 lbs/acre</p>

*Not Registered for Use By California

CROPS	TARGET DISEASES	APP. RATE
<p><i>Herbs and Spices*:</i> Angelica; Balm; Basil; Borage; Burnet; Chamomile; Catnip; Chervil; Chive; Clary; Coriander; Costmary; Cilantro; Curry; Dillweed; Horehound; Hyssop; Lavender; Lemongrass; Lovage; Marjoram; Nasturtium; Parsley (dried); Peppermint; Rosemary; Sage; Savory (summer and winter); Sweet bay; Tansy; Tarragon; Thyme; Wintergreen; Woodruff; Wormwood</p>	<p>Botrytis (Botrytis spp.)* Downy mildew (Pseudoperonospora spp., Peronospora spp.)* Powdery mildew*</p>	<p>0.23 - 0.68 lbs/ acre</p>
<p><i>Leafy Vegetables and Cole Crops Group and Subgroup:</i> Arugula; Celery; Chervil; Endive; Fennel; Lettuce (head and leaf); Parsley; Radicchio; Rhubarb; Spinach; Swiss Chard; Collards; Kale; Kohlrabi Mustard Greens; Asparagus; Mizuna; cultivars, varieties, and/or hybrids of these*</p>	<p>Alternaria (Alternaria spp.)* Anthracnose (Colletotrichum spp.)* Botrytis (Botrytis spp.)* Downy mildew (Bremia spp., Peronospora spp.) Powdery Mildew* Rhizoctonia (Rhizoctonia spp.)* Sclerotinia rot (Sclerotinia spp.)*</p>	<p>0.45 - 0.68 lbs/ acre</p>

*Not Registered for Use By California

CROPS	TARGET DISEASES	APP. RATE
<p><i>Legume Vegetables (Succulent or Dried):</i> Bean; Broad bean (fava); Chickpea; Guar; Jackbean; Lab-lab bean; Lentil; Pea; Pigeon pea; Soybean; Sword bean</p>	<p>Alternaria (Alternaria spp.)* Anthracnose (Colletotrichum spp.)* Asian Soybean Rust (Phakospora phakospora)* Botrytis* Brown spot (Pseudomonas spp.)* Cercospora – Frog-eye leaf spot (Cercospora spp.)* Downy mildew* Phytophthora* (Phytophthora spp.)* Powdery mildew (Microsphaera spp., Erysiphe spp.)* Rust (Uromyces spp.)* White mold (Sclerotinia spp.)*</p>	<p>0.23 - 0.68 lbs/acre</p>

*Not Registered for Use By California

CROPS	TARGET DISEASES	APP. RATE
<p><i>Oilseed Group and Subgroup*</i> Borage; calendula; canola; castor oil plant; Chinese tallowtree; cottonseed; crambe; cuphea; echium; euphorbia; evening primrose; flax seed; gold of pleasure; hare's ear; mustard; jojoba; lesquerella; lunaria; meadowfoam; milkweed; mustard seed; niger seed; oil radish; poppy seed; rapeseed; rose hip; safflower; sesame; stokes aster; sunflower; sweet rocket; tallowwood; tea oil plant; Vernonia; cultivars, varieties, and/or hybrids of these</p>	<p>Alternaria (Alternaria spp.)* Anthracnose (Glomerella spp.)* Brown Spot (Septoria spp.)* Cercospora (Cercospora spp.)* Cylindrosporium spp.* Downy mildew (Plasmospora spp., Peronospora spp.)* Mycosphaerella spp.* Phoma spp.* Pod and Stem Blight (Diaporthe spp., Phomopsis spp.)* Powdery mildew (Erysiphe spp.)* Rhizoctonia (Rhizoctonia spp.)*</p>	<p>0.23-0.91 lbs/acre</p>
<p><i>Ornamentals plants group*</i></p>	<p>Botrytis* Powdery mildew* Downy mildew* Scab* Alternaria leaf spot* Rust* Cercospora*</p>	<p>0.23-0.91 lbs/acre</p>
<p><i>Peanut:</i></p>	<p>Early leaf spot (Cercospora spp.)* Late leaf spot (Cercosporidium personatum)* Downy Mildew (Peronospora spp.)* Rust (Puccinia arachidis)* Brown Spot (Septoria spp.)* White Mold (Sclerotinia spp.)* Botrytis (Botrytis spp.)* Stem Rot/Southern Blight (Sclerotium spp.)*</p>	<p>0.23-0.91 lbs/acre</p>

*Not Registered for Use By California

CROPS	TARGET DISEASES	APP. RATE
<p><i>Pome Fruits Group and Subgroup:</i> Apple; Azarole; Crabapple; Loquat; Mayhaw; Hook. & Arn.; Medlar; Pear; Pear, Asian; Pseudocydonia sinensis; Quince; Quince, Chinese; Quince, Japanese; Tejocate; cultivars, varieties and/or hybrids of these.</p>	<p>Alternaria (Alternaria spp.)* Anthracnose (Colletotrichum spp.)* Bitter Rot (Colletotrichum spp.)* Scab (Venturia spp.) Botrytis (Botrytis spp.)* Fire blight (Erwinia spp.)* Powdery mildew*</p>	<p>0.23 - 0.91 lbs/acre</p>
<p><i>Root and Tuber Vegetables:*</i> Arracacha; Arrowroot; Artichoke; Artichoke, Chinese; Artichoke, Jerusalem; Beet, garden; Beet, sugar; Burdock, edible; Canna, edible; Carrot; Cassava, bitter and sweet; Celeriac (celery root) ; Chayote (root); Chervil, turnip-rooted; Chicory; Chufa; Dashi (taro); Ginger; Ginseng; Horseradish; Leren; Parsley, turnip-rooted; Parsnip; Potato; Radish; Radish, oriental (daikon); Rutabaga; Salsify (oyster plant); Salsify, black; Salsify, Spanish; Skirret; Sweet potato; Tanier; Tumeric; Turnip; Yam bean; Yam, true.</p>	<p>Alternaria leaf spot (Alternaria spp.)* Cercospora (Cercospora spp.)* Downy mildew* Early blight (Alternaria spp.)* Late blight (Phytophthora spp.)* Downy mildew* Powdery mildew* Ramularia* Rust* White mold (Sclerotinia spp.)*</p>	<p>0.45 - 0.68 lbs/acre</p>

*Not Registered for Use By California

CROPS	TARGET DISEASES	APP. RATE
<p>Turf/sod (grasses & grasses grown for seed)*: Bentgrass, Bermudagrass, Bluegrass, Carpet grass, Centipedegrass, Fescue, Kikuyu, Paspalum, Ryegrass, Sod, St. Augustine Grass, Zoysia Grass</p>	<p>Anthracnose (Colletotrichum spp.)* Brown patch (Rhizoctonia spp.)* Cercospora (Cercospora spp.)* Dollar spot (Clarireedia jacksonii)* Fusarium (Fusarium spp.)* Gray leafspot (Pyricularia spp.)* Helminthosporium Leaf Spot (Helminthosporium spp.)*</p>	<p>0.25 – 0.5 lbs/acre</p>
<p>Stone Fruits: Apricot; Apricot; Apricot, Japanese; Capulin; Cherry, black; Cherry, Nanking; Cherry, sweet; Cherry, tart; Jujube, Chinese; Nectarine; Peach; Plum; Plum, American; Plum, beach; Plum, Canada; Plum, cherry; Plum, Chickasaw; Plum, Damson; Plum, Japanese; Plum, Klamath; Plum, prune; Plumcot; Sloe; cultivars, varieties, and/or hybrids of these</p>	<p>Alternaria (Alternaria spp.)* Anthracnose (Colletotrichum spp.)* Botrytis (Botrytis spp.)* Brown rot/ Blossom blight (Monilinia spp.)* Phytophthora (Phytophthora spp.)* Powdery mildew Scab (Cladosporium spp.)*</p>	<p>0.23 - 0.91 lbs/acre</p>

*Not Registered for Use By California

CROPS	TARGET DISEASES	APP. RATE
<p>Tree Nut Crops: African nut-tree*; Almond; Beechnut*; Brazil nut*; Brazilian pine*; Bunya*; Bur oak*; Butternut*; Cajou nut*; Candlenut*; Cashew*; Chestnut*; Chinquapin*; Coconut*; Dika nut*; Ginkgo*; Guianan* chestnut*; Hazelnut*; Heartnut*; Hickory nut*; Japanese horse-chest- nut*; Macadamia nut*; Mongongo nut*; Monkey-pot*; Monkey puzzle nut*; Okari nut*; Pachira nut*; Peach palm nut*; Pecan*; Pequi; Pili nut*; Pine nut*; Pistachio*; Sapucaia nut*; Tropical almond*; Walnut, black*; Walnut, English*; Yellowhorn*; cultivars, varieties, and/ or hybrids of these*</p>	<p>Alternaria leaf spot* Botrytis* Monilinia spp. (Brown rot/ Blossom blight)</p>	<p>0.23 - 0.91 lbs/ acre</p>

*Not Registered for Use By California

CROPS	TARGET DISEASES	APP. RATE
<p><i>Tropical and Subtropical Fruit, Edible Peel Group and Subgroup*:</i> Banana; Mango; Papaya; Avocado; Pineapple; Kiwi; Cultivars, varieties and/or hybrids of these</p>	<p>Alternaria (Alternaria spp.)* Anthracnose (Colletotrichum spp.)* Black sigatoka (Mycosphaerella spp.)* Botrytis (Botrytis spp.)* Cercospora (Cercospora spp.)* Powdery mildew*</p>	<p>0.45 - 0.91 lbs/ acre</p>

*Not Registered for Use By California

STORAGE AND DISPOSAL

Do not contaminate water, food, or feed by storage or disposal.

Pesticide Storage: Store in original container in a cool, dry place. Prevent exposure to moisture. Keep container tightly closed and out of reach of children. Avoid contamination with other pesticides or fertilizers.

Pesticide Disposal: To avoid wastes, use all material in this container by application according to label directions. If wastes cannot be avoided, offer remaining product to a waste disposal facility or pesticide disposal program (often such programs are run by state or local governments or by industry).

Container Handling:

(For pails with liner) Nonrefillable container. Do not reuse or refill this container. Offer for recycling, if available, or dispose of in a sanitary landfill or by incineration. If pail is contaminated, triple rinse promptly after emptying. Triple rinse as follows: Empty the remaining contents into application equipment or mix tank. Fill the container $\frac{1}{4}$ full of water and recap. Shake for 10 seconds. Pour rinsate into application equipment or a mix tank or store for later use or disposal. Drain for 10 seconds after the flow begins to drip. Repeat this procedure two more times.

(For plastic bags) Nonrefillable container. Do not reuse or refill this container. Completely empty bag into application equipment by shaking and tapping sides and bottom to loosen clinging particles. Then offer for recycling, if available, or dispose of empty bag in a sanitary landfill or by incineration. Do not burn unless allowed by state and local ordinances. If burned, stay out of smoke.

IMPORTANT: READ BEFORE USE

Read the entire Directions for Use, Conditions of Warranties and Limitations of Liability before using this product. If terms are not acceptable, return the unopened product container at once.

By using this product, user or buyer accepts the following Conditions, Disclaimer of Warranties and Limitations of Liability.

CONDITIONS: The directions for use of this product are believed to be adequate and must be followed carefully. However, it is impossible to eliminate all risks associated with the use of this product. Crop injury, ineffectiveness or other unintended consequences may result because of such factors as weather conditions, presence of other materials, or the manner of use or application, all of which are beyond the control of Lesaffre Yeast Corporation. All such risks shall be assumed by the user or buyer.

WARRANTY: Lesaffre Yeast Corporation warrants that this product complies with the specifications expressed in this label.

DISCLAIMER OF WARRANTIES: To the extent consistent with applicable law, Lesaffre Yeast Corporation makes no other warranties, and disclaims all other warranties, express or implied, including but not limited to warranties of merchantability or fitness for a particular purpose. No agent of Lesaffre Yeast Corporation is authorized to make any warranties beyond those contained herein or to modify the warranties contained herein. To the extent consistent with applicable law, Lesaffre Yeast Corporation disclaims any liability whatsoever for special, incidental or consequential damages resulting from the use or handling of this product.

LIMITATIONS OF LIABILITY: To the extent consistent with applicable law, the exclusive remedy of the user or buyer for any and all losses, injuries or damages resulting from the use or handling of this product, whether in contract, warranty, tort, negligence, strict liability or otherwise, shall not exceed the purchase price paid or at Lesaffre Yeast Corporation's election, the replacement of product.



Agrauxine
by **Lesaffre**

Manufactured for:
Lesaffre Yeast Corporation
7475 W. Main Street
Milwaukee, WI 53214

793003--2578_0222_bf